

LA RETIREMENT FUND

PRESERVATION

30 JUNE 2021



PORTFOLIO OVERVIEW

This portfolio no longer forms part of LA Retirement Fund's Life Stage Program from 1 July 2016 but may be chosen by members opting out of the Life Stage Program.

INSTITUTIONAL PEER GROUP

Average of a group of institutional funds in the industry with a similar target / risk profile targeting CPI + 2% to 3% per annum.

PERFORMANCE TARGET

CPI + 2% (Net of Fees) over 3 year rolling periods with cognisance of capital protection over any 1 year rolling period.

RETAIL PEER GROUP

Average of a group of unit trust funds in the industry with a similar target / risk profile targeting CPI + 2% to 3% per annum.

INCEPTION DATE

1 July 2014

MARKET VAULE

R 57.29 million

TOTAL EXPENSE RATIO

0.72%

ACTUARY

momentum
consultants & actuaries

ADMINISTRATOR

VERSO

CONSULTANT

GRAYSWAN

PERFORMANCE STATISTICS

LOW	LOW MEDIUM	MEDIUM	MEDIUM HIGH	HIGH
-----	------------	--------	-------------	------

ABSOLUTE PERFORMANCE

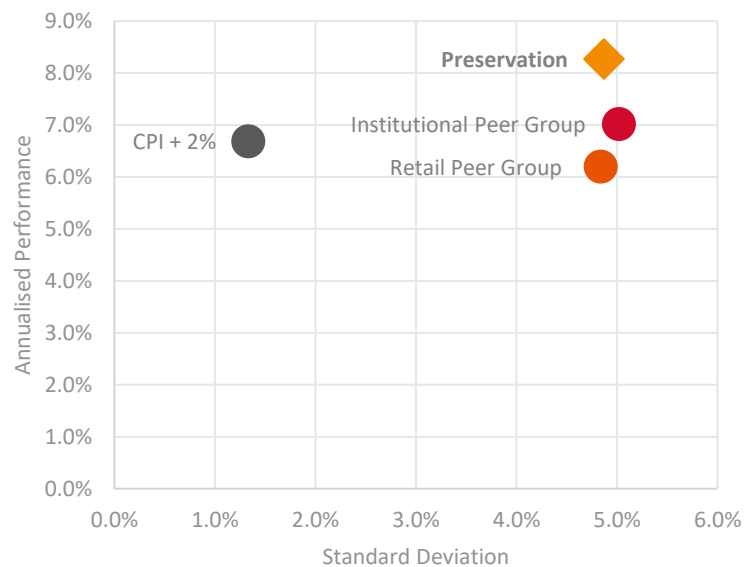
	Preservation	CPI + 2%	Institutional Peer Group	Retail Peer Group
Last 3 Months	3.14%	1.94%	2.36%	2.36%
Last 6 Months	7.86%	3.67%	6.30%	6.00%
Last 1 Year	14.95%	7.27%	11.85%	11.00%
Last 2 Years	8.41%	5.67%	7.50%	6.88%
Last 3 Years	8.41%	5.97%	6.61%	6.34%
Last 5 Years	8.27%	6.39%	6.55%	5.87%
Since Inception	8.27%	6.69%	7.02%	6.20%

STANDARD DEVIATION

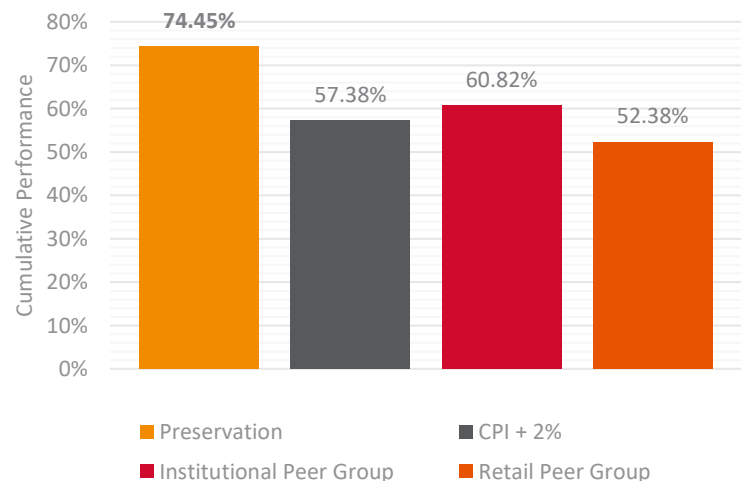
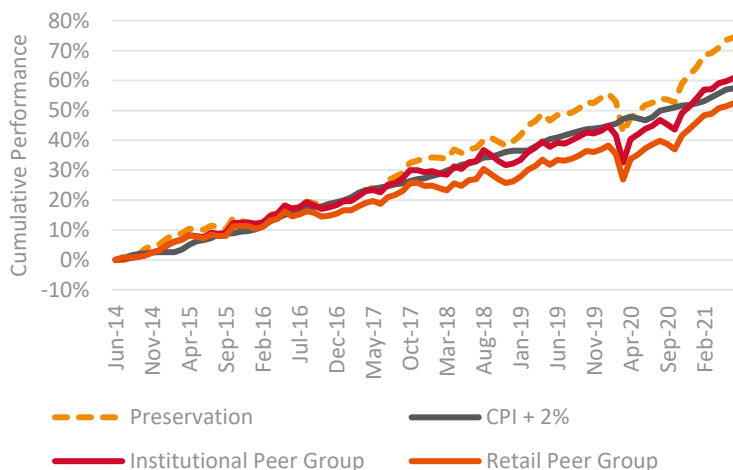
Last 5 Years	5.17%	1.21%	5.62%	5.31%
Since Inception	4.87%	1.33%	5.02%	4.84%

* Performance is quoted net of fees

RISK / REWARD SCATTER SINCE INCEPTION



CUMULATIVE PERFORMANCE SINCE INCEPTION



Principles for Responsible Investment

The LA Retirement Fund has been a proud signatory since 01 January 2016



LA RETIREMENT FUND

PRESERVATION

30 JUNE 2021



TOP 10 HOLDINGS

#	Security	Sector	Allocation
1	Standard Bank of South Africa Ltd	Local Bonds	4.46%
2	FirstRand Bank Ltd	Local Bonds	4.35%
3	RSA2044	Local Bonds	3.87%
4	ABSA	Local Bonds	3.39%
5	RSA2025	Local Bonds	3.33%
6	Investec	Local Bonds	3.14%
7	Naspers Ltd	Local Equities	2.22%
8	RSA2040	Local Bonds	1.97%
9	RSA2035	Local Bonds	1.90%
10	Anglo American Plc	Local Equities	1.53%

ASSET ALLOCATION

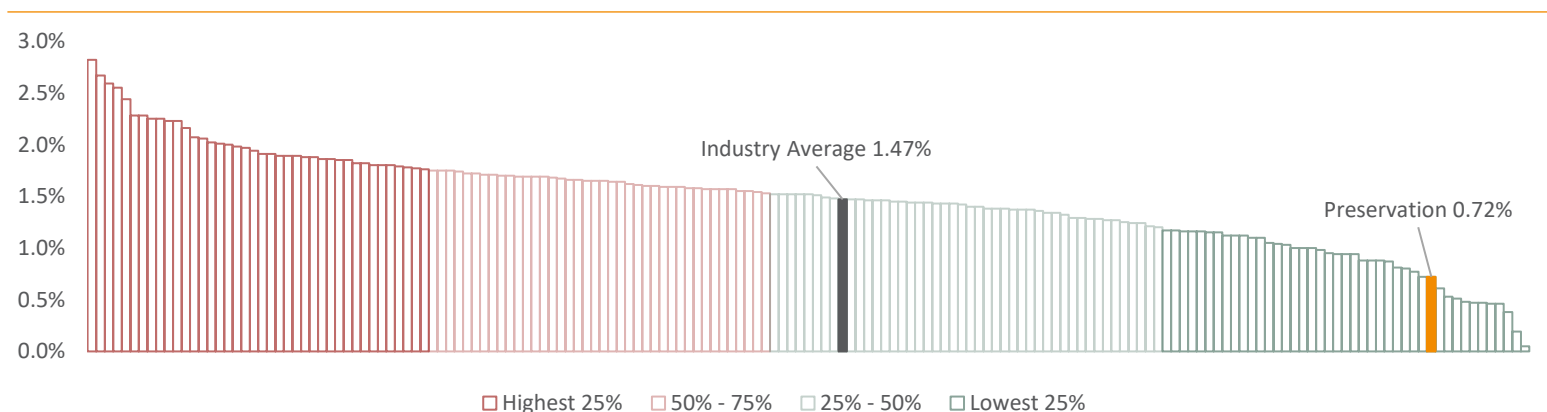
Asset Class	Local	Foreign	Total
Cash	17.46%	1.90%	19.36%
Bonds	37.81%	5.52%	43.33%
Equity	20.58%	11.90%	32.48%
Other	4.83%	0.00%	4.83%
Total	80.68%	19.32%	100.00%

Portfolio holdings: 31/03/2021

FUND MANAGERS

Local Equity	Local Hedge Funds	Local Interest Bearing	Offshore	Africa

TOTAL EXPENSE RATIO RELATIVE TO THE RETAIL PEER GROUP



CONTACT DETAILS

Physical address: Belmont Office Park, Twist Street, Belville, 7530
 Postal address: P O Box 4300, Tyger Valley, 7536

Email: support@laretirementfund.co.za
 Telephone: 021 943 5305

Fax: 021 917 4114
 Whatsapp: 081 806 9959 (from 08h00 to 16h00)

DISCLAIMER: All reasonable steps have been taken to ensure the information on this fact sheet is accurate. The information to follow does not constitute financial advice as contemplated in terms of the Financial Advisory and Intermediary Services Act. Use or rely on this information at your own risk. Independent professional financial advice should always be sought before making an investment decision. Please note that past performances are not necessarily a guide to future performances, and that the value of investments / units may go down as well as up. The performance of the portfolio depends on the underlying assets and variable market factors. Lump sum investment performances are quoted.



PRI Principles for Responsible Investment
 The LA Retirement Fund has been a proud signatory since 01 January 2016

