RETIREMENT FUND – CURRENT LIFE STAGES

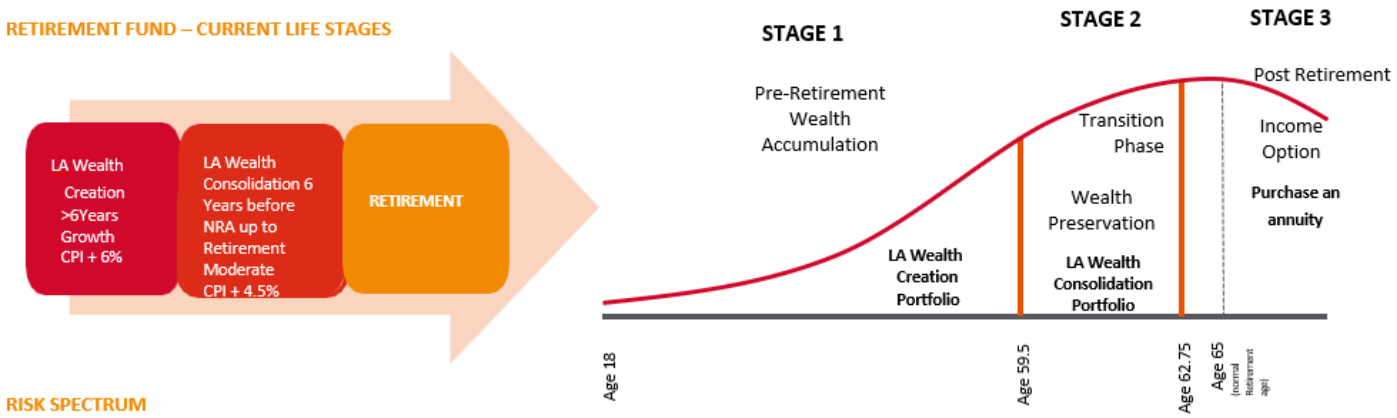

RISK SPECTRUM



ANNUALISED PERFORMANCE

	Quarter	YTD	1 Year	3 Years	5 Years	7 Years	Since Inception
LA Cash Plus^	2.00%	6.45%	8.97%	11.16%	9.51%	8.59%	8.24%
STeFI + 1%	1.97%	6.57%	7.96%	8.73%	8.13%	7.48%	7.74%
LA Capital Protection#	2.40%	8.94%	10.95%	12.59%	10.07%	9.85%	9.15%
CPI + 3.5%*	1.41%	7.43%	8.05%	7.10%	7.63%	7.16%	7.06%
LA Wealth Consolidation^	0.01%	3.85%	7.59%	14.23%	10.56%	11.07%	9.56%
CPI + 4.5%*	1.65%	8.25%	9.05%	8.32%	9.17%	8.83%	8.87%
LA Shari'ah#	1.73%	7.88%	11.45%	15.29%	10.39%	11.22%	8.63%
Shari'ah Benchmark#	1.67%	7.33%	9.93%	12.73%	8.92%	9.55%	8.20%
LA Wealth Creation^	-0.32%	3.42%	5.54%	14.51%	10.75%	11.35%	9.10%
CPI + 6%	2.00%	9.48%	10.55%	9.93%	10.93%	10.66%	10.78%

Portfolio performance is quoted net of fees, LA Shar'ah performance is quoted gross of fees.
*CPI target returns for LA Wealth Consolidation and LA Capital Protection consist of the previous strategy until June 2024 and the current strategy from July 2024.
#LA Shari'ah returns, Shari'ah benchmark and LA Capital Protection are a combination of the previous strategy until July 2024 and the current strategy from August 2024.
^Returns for LA Wealth Creation, LA Wealth Consolidation and LA Cash Plus are a combination of the previous strategy until August 2024 and the current strategy from September 2024.

BEST AND WORST 1 YEAR PERFORMANCE

	Best 1 Year Performance	Worst 1 Year Performance
LA Cash Plus	13.34%	1.26%
LA Capital Protection	19.48%	-2.64%
LA Wealth Consolidation	27.56%	-5.68%
LA Shari'ah	34.24%	-8.30%
LA Wealth Creation	31.85%	-9.59%

TOTAL INVESTMENT COST (TIC) RELATIVE TO THE RETAIL PEER GROUP

	LA Cash Plus	LA Capital Protection	LA Wealth Consolidation	LA Shari'ah	LA Wealth Creation
Retail Peer Group Average	0.94%	1.49%	1.61%	1.58%	1.58%
LA Retirement Fund	0.40%	1.62%	1.12%	1.10%	1.29%
Difference	**0.54%**	**-0.13%**	**0.49%**	**0.48%**	**0.29%**

Investment management fee which consists of the rolling 1 year Total Investment Cost (TIC) of the current strategy as at 30 September 2025 for LA Cash Plus, LA Wealth Consolidation, LA Wealth Creation, LA Capital Protection and LA Shari'ah.

ASSET ALLOCATION (30/09/2026)

	Local					Foreign				
	Cash	Bonds	Equity	Property	Other	Cash	Bonds	Equity	Property	Other
LA Cash Plus	19.69%	72.67%	0.00%	2.27%	0.00%	0.28%	4.97%	0.00%	0.12%	0.00%
LA Capital Protection	4.69%	17.90%	29.46%	6.62%	11.16%	3.39%	0.00%	18.47%	1.48%	6.82%
LA Wealth Consolidation	2.75%	19.37%	40.82%	3.50%	3.76%	1.79%	0.66%	26.66%	0.69%	0.00%
LA Shari'ah	11.30%	8.20%	44.40%	1.80%	0.00%	3.70%	2.20%	28.40%	0.00%	0.00%
LA Wealth Creation	2.80%	7.33%	41.00%	2.94%	9.41%	0.98%	1.01%	34.11%	0.41%	0.00%

INVESTMENT GROWTH

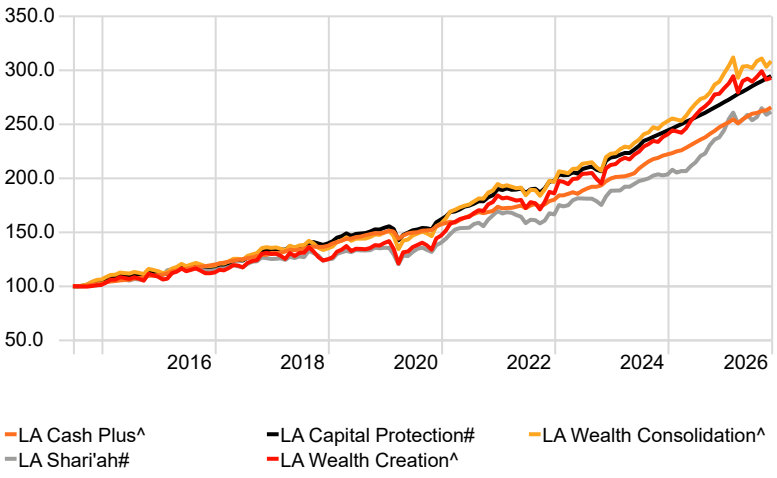

SPLIT BETWEEN LOCAL AND FOREIGN ASSETS (30/09/2026)

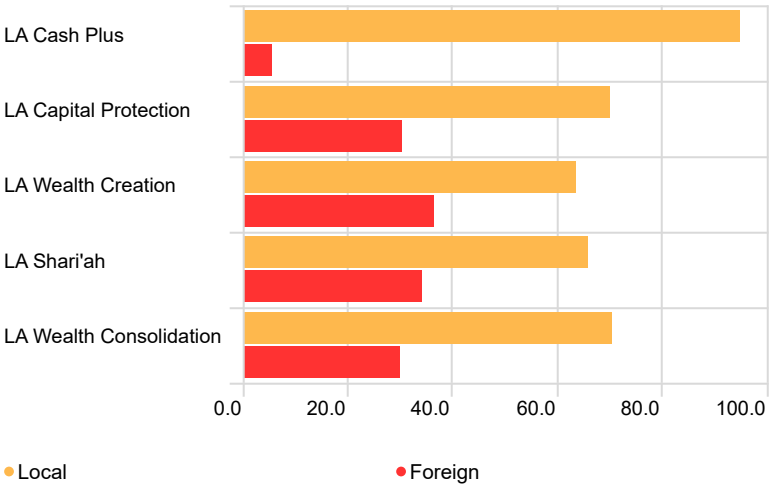

CONTACT DETAILS

Physical address: Belmont Office Park, Twist Street, Belville, 7530
Postal address: P O Box 4300, Tyger Valley, 7536

Email: support@laretirementfund.co.za
Telephone: 021 943 5305

Whatsapp: 076 073 0997 (from 08h00 to 16h00)

DISCLAIMER: All reasonable steps have been taken to ensure the information on this fact sheet is accurate. The information to follow does not constitute financial advice as contemplated in terms of the Financial Advisory and Intermediary Services Act. Use or rely on this information at your own risk. Independent professional financial advice should always be sought before making an investment decision. Please note that past performances are not necessarily a guide to future performances, and that the value of investments / units may go down as well as up. The performance of the portfolio depends on the underlying assets and variable market factors.